

**Warning, Offer of Sale**

---

 **WARNING**

FAILURE OR IMPROPER SELECTION OR IMPROPER USE OF THE PRODUCTS AND/OR SYSTEMS DESCRIBED HEREIN OR RELATED ITEMS CAN CAUSE DEATH, PERSONAL INJURY AND PROPERTY DAMAGE.

This document and other information from Parker Hannifin Corporation, its subsidiaries and authorized distributors provide product and/or system options for further investigation by users having technical expertise. It is important that you analyze all aspects of your application including consequences of any failure, and review the information concerning the product or system in the current product catalog. Due to the variety of operating conditions and applications for these products or systems, the user, through its own analysis and testing, is solely responsible for making the final selection of the products and systems and assuring that all performance, safety and warning requirements of the application are met.

The products described herein, including without limitation, product features, specifications, designs, availability and pricing, are subject to change by Parker Hannifin Corporation and its subsidiaries at any time without notice.

**Offer of Sale**


The items described in this document are hereby offered for sale by Parker Hannifin Corporation, its subsidiaries or its authorized distributors. This offer and its acceptance are governed by the provisions stated on the separate page of this document entitled "Offer of Sale".

© Copyright 2007 Parker Hannifin Corporation. All Rights Reserved.

# PS1E Series Electro-pneumatic Interface Valves

## Section B

**B**



Features .....	B2-B3
Complete Units .....	B4
Component Parts.....	B5
Technical Data, Dimensions .....	B6
Kits & Accessories.....	B7

## ***Compact, easy to install, reliable...***

### **Easy To Meet System Design Needs**

- Full flow capacity allows direct operation of small cylinders (single or double acting) or pneumatic piloting of larger control valves (pneumatic or hydraulic).
- Valve configurations in 3/2 or 4/2 (single or double acting).
- Outlet fittings (push-in) for 5/32" or 1/4" tubing.
- System modification or expansion simplified by easily adding modules to stack.
- Wide range of voltages available.
- Multiple pressures possible in one assembly.

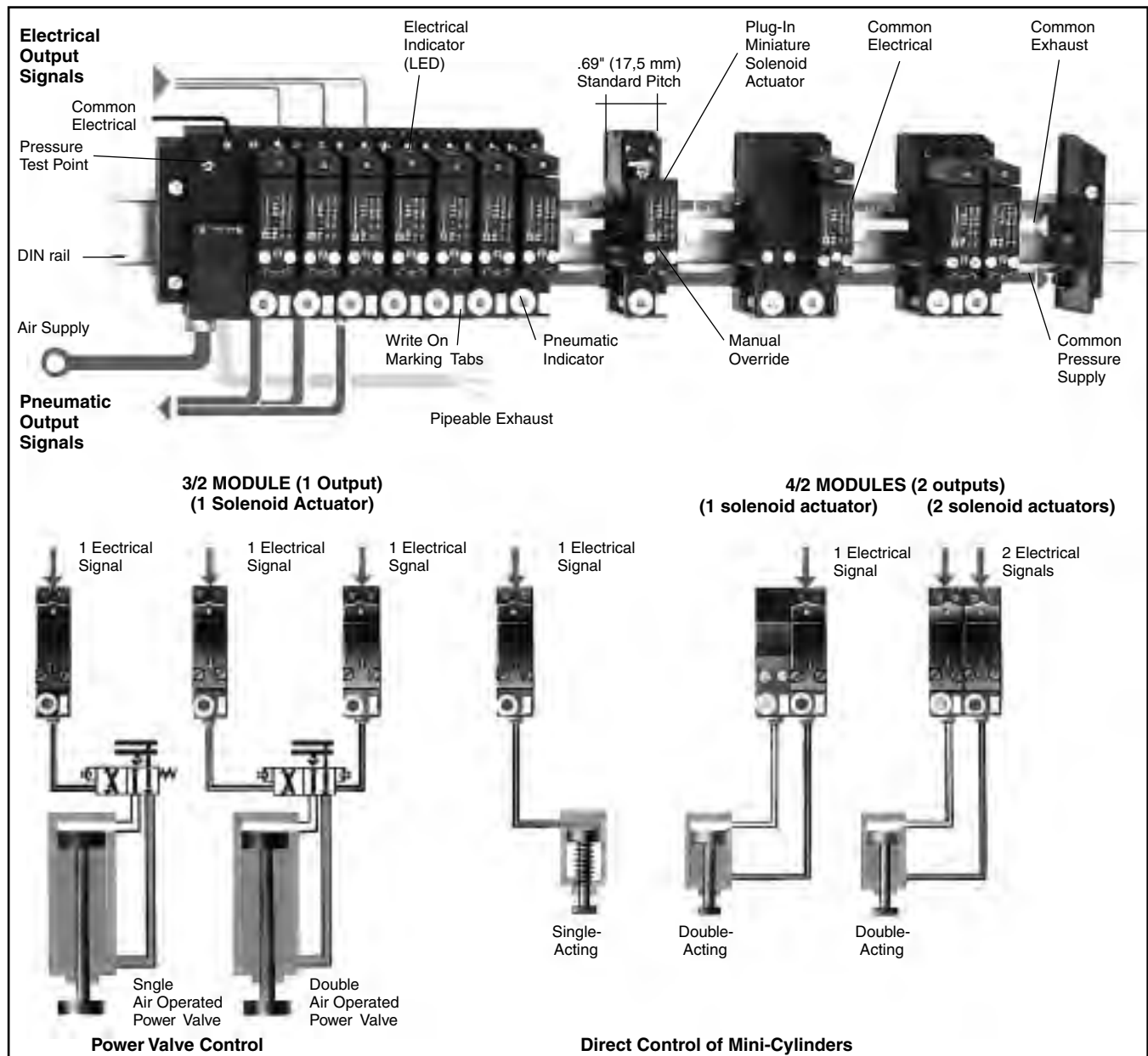
### **Easy To Install In Your System**

- Modules snap together and mount on 35mm (DIN) rail.
- Micro-valve stack and PLC may be mounted in the same enclosure.
- Common air supply, exhaust, and electrical supply reduce connections to 1 wire and 1 tube per module.
- Supply and exhaust air can be piped with only one tube for each.
- Fast hook-up with captive wire clamp connections and push-in fittings.
- Compatible pneumo-electric module provides integrated feedback capability for the PLC.
- Eliminates cumbersome electrical connections on machine mounted solenoid valves.

### **Easy To Maintain System Operation**

- Manual override for setup and troubleshooting.
- Poppet design for long, trouble free life (lubricated or non-lubricated air).
- Integrated diagnostics (main air test point, output pneumatic indicator, optional suppressor / LED) provide system status at a glance.
- All electrical connections are in a protected enclosure.
- Modular design and easy connection aid in module replacement or system expansion.

**B**



**⚠ Caution:** Because these are poppet valves, the common air supply pressure must be built up rapidly (never use a slow start valve 2/2 on the air supply for the interfaces).

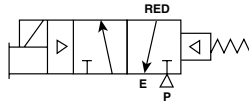
When pressure is applied, the 4/2 valve takes up a predetermined position (unactuated) when no electrical signal is present.

- Output 2 (yellow indicator) passing.
- Output 4 (red indicator) non-passing.

All units include pop-up indicator for pneumatic output. Red indicates NNP / NC function. Yellow indicates NP / NO function. All model numbers shown include non-locking manual override. (For other voltages, use component parts shown on next page).



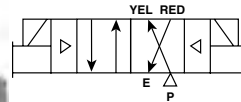
PS1E21102\*\*



PS1E111



PS1E29102\*\*



PS1E29102\*\*

**Assembled Units**

Single Solenoid - Spring Return 3/2 - Normally Non-Passing (NNP) / Normally Closed (NC)		
Voltage	Output Port Push-In Connection Size	
	5/32" (4 mm) Tube	1/4" Tube
12V DC	PS1E21102J	PS1E216702J
<b>24V DC</b>	<b>PS1E21102B</b>	<b>PS1E216702B</b>
24V AC	PS1E21101B	PS1E216701B
<b>120V AC</b>	<b>PS1E21101F</b>	<b>PS1E216701F</b>

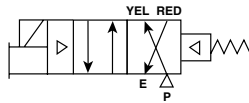
Weight: 0.21 lb (0.095 kg)

**Valves Without Solenoid Operators**

Output Port Push-In Connection Size		
5/32" (4mm) Tube	6mm Tube	1/4" Tube
PS1E111	PS1E116	PS1E1167



PS1E28102\*\*



PS1E181

**Assembled Units**

Single Solenoid - Spring Return 4/2		
Voltage	Output Port Push-In Connection Size	
	5/32" (4 mm) Tube	1/4" Tube
12V DC	PS1E28102J	—
<b>24V DC</b>	<b>PS1E28102B</b>	<b>PS1E286702B</b>
24V AC	PS1E28101B	PS1E286701B
<b>120V AC</b>	<b>PS1E28101F</b>	<b>PS1E286701F</b>

Weight: 0.36 lb (0.165 kg)

**Valves Without Solenoid Operators**

Output Port Push-In Connection Size		
5/32" (4mm) Tube	6mm Tube	1/4" Tube
PS1E181	PS1E186	PS1E1867

**Assembled Units**

Double Solenoid 4/2		
Voltage	Output Port Push-In Connection Size	
	5/32" (4 mm) Tube	1/4" Tube
12V DC	PS1E29102J	—
<b>24V DC</b>	<b>PS1E29102B</b>	—
24V AC	PS1E29101B	—
<b>120V AC</b>	<b>PS1E29101F</b>	<b>PS1E296701F</b>

Weight: 0.45 lb (0.205 kg)

**Valves Without Solenoid Operators**

Output Port Push-In Connection Size		
5/32" (4mm) Tube	6mm Tube	1/4" Tube
PS1E191	PS1E196	PS1E1967

**Head and Tail Sets**

Used to mount valves to DIN rail and provide supply and exhaust ports. All hardware is included.

Single supply type supplies from one end of the manifold assembly with the other end blocked.

Double supply type provides pressure and exhaust ports on both ends of the assembly.



PS1E1027

Push-In Connection Ports	Single Supply	Double Supply
1/4" Tube	PS1E1017	PS1E1027
6mm Tube	PS1E101	PS1E102

Wt: 0.22 lb (0.100 kg) Wt: 0.28 lb (0.125 kg)

**Intermediate Supply Module - PS1E10387**

1/8" Pipe port for supply and exhaust ports. Allows replenishment or isolation of the supply and / or exhaust ports using included plugs.

Weight: 0.28 lb (0.125 kg)



PS1E10387

**1/8" Pipe Supply & Exhaust**

NPT	PS1E10387
BSP	PS1E1038

**B**



PS1P10●●

### Line Mounted Pressure Switch

Includes pop-up indicator to show presence of pressure.

Includes Clip for mounting on 35mm DIN Rail.

1 SPDT Contact

5A 250V

5/32 (4 mm) Push-In Tubing Port

8mm Pin Spacing

Switching Pressure	
20 PSIG Fixed	30 - 75 Adjustable
PS1P1081	PS1P1091

Wt: 0.11 lb (0.050 kg)

**B**

### Plug-In Solenoid Operators

15mm Solenoids / Kits  
 (8mm Pin Spacing) DIN 43650C



P2E-KS32C1

Voltage	Override			Replacement Solenoid
	Non-Locking Kit	Replacement Solenoid	Locking Kit	
12VDC	PS3441B45P	P2E-KS32B1	PS3441C45P	P2E-KS32B2
24VDC	PS3441B49P	P2E-KS32C1	PS3441C49P	P2E-KS32C2
24V 50/60Hz	PS3441B42P	P2E-KS31C1	PS3441C42P	P2E-KS31C2
120V 60Hz	PS3441B53P	P2E-KS31F1	PS3441C53P	P2E-KS31F2

Kit includes: solenoid, (2) machine screws, (2) self threading screws, (1) gasket, (1) 3-cell gasket, (1) L-shaped 3-cell gasket.

### Plug-In Solenoid Operators (9.4mm Pin Spacing) For Older Version (Replacement Parts Only)



PS1E230●●

**OBSOLETE**

Voltage	Power Consumption	Drop-out* Current (mamp)	With Non-Locking Manual Override	With Locking Manual Override
12 VDC	1.2W	—	PS1E2302J	PS1E2352J
24 VDC	1.2W	5	PS1E2302B	PS1E2352B
48 VDC	1.2W	2.5	PS1E2302E	PS1E2352E
24 V 50-60 Hz	1.6VA**	22	PS1E2301B	PS1E2351B
48 V 50-60 Hz	1.6VA**	12	PS1E2301E	PS1E2351E
120V 60Hz / 115V 50Hz	1.6VA**	5	PS1E2301F	PS1E2351F

\*\* 3.5VA Inrush

Weight: 0.10 lb (0.043 kg)

\* The solenoid valves are programmable controller compatible provided that leakage currents of the PLC outputs are lower than the drop-out current value.

## Valve Specifications

**Body Material** ..... Glass Filled Polyamide  
**Electrical Connection** ..... Captive Wire Clamp  
**LED / Noise Suppressor** –  
 120/240VAC LED Only (No noise suppressor)  
 Combination LED (green) and zener diode  
**Life Expectancy** ..... 10 Million Operations  
**Maximum Operating Frequency** ..... 10 Hz  
**Medium Quality** –  
 Standard shop air, lubricated or non-lubricated, 50µ filtered  
**Mounting** ..... 35mm (DIN) Rail  
**Operating Medium** ..... Compressed air  
**Operating Pressure Range** ..... 40 to 120 PSI (3 to 8 bar)  
**Operating Principal** –  
 Solenoid Pilot Operated Poppet Valve  
**Operating Temperature Range** ..... 5° to 140°F (-15° to 60°C)

**Response Time** –  
 10-15 ms (Electronic Signal to Pneumatic Output)  
**Seal Material** –  
 Poppet..... Polyurethane  
 Seals..... Nitrile (Buna N)  
**Supply and Exhaust Ports** ..... 1/4"  
**Outlet Port** | 5/32" | 1/4" |  
**Flow rate (SCFM @ 90 PSI)** | 7.1 | 9.2 |  
**Cv** | 14 | .16 |  
**Tube Connections** ..... Push-in (Instant) Fittings  
**Voltage Tolerance**..... +10 to -15% of rated voltage @ 70°F  
**Wire Size**..... 14 - 22 AWG

**Caution:** Memory in double acting (Bistable)  
 4/2 modules is input dependent. Either air supply or electrical command signal must be maintained or memory may be lost.

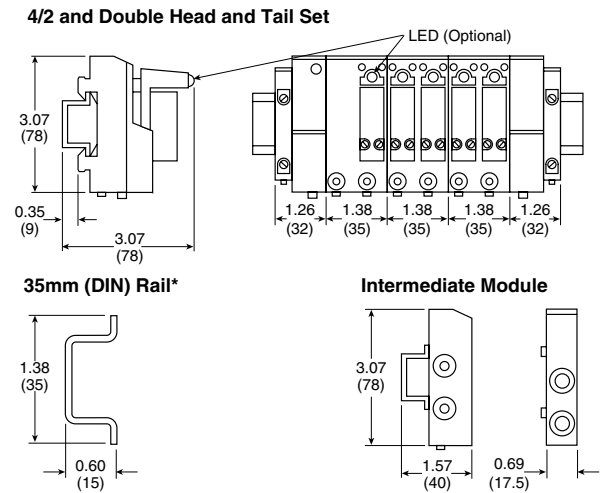
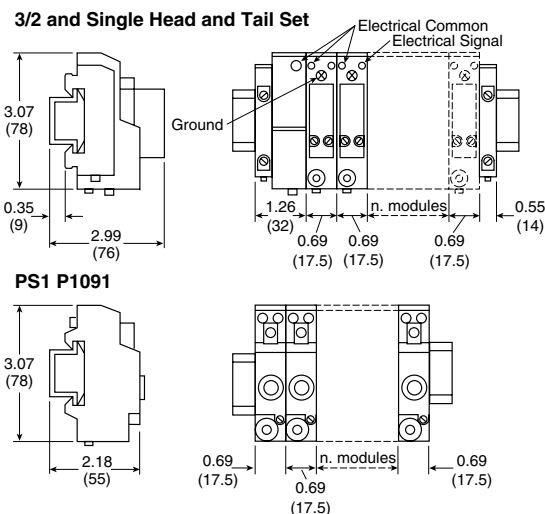
## Pressure Switch Specifications

**Body Material** ..... Glass Filled Polyamide  
**Contact Material**..... Silver  
**Contact Rating**..... 10A / 250VAC  
**Maximum Operating Frequency** ..... 10 Hz  
**Mechanical Life**..... 30 million operations  
**Operating Pressure Range** –  
 Fixed Pressure..... 19 to 120 PSI (1.3 to 8 bar)  
 Adjustable Pressure..... 30 to 120 PSI (2 to 8 bar)

**Operating Temperature Range** ..... 5° to 140°F (-15° to 60°C)  
**Operating Principal** ..... Pressure Operated Micro Switch  
**Seal Material** –  
 Poppet..... Polyurethane  
 Seals..... Nitrile (Buna N)  
**Switch Pressure** –  
 Fixed Pressure..... >19 PSI (>1.3 bar)  
 Adjustable Pressure..... 30 to 75 PSI (2 to 5 bar)

Contact life		AC				DC		
		24V	48V	120V	240V	12V	24V	48V
1 Million Operations	Inductive	25	56	115	140	17	24	37
	Resistive	86	190	370	440	42	58	88
2 Million Operations	Inductive	–	–	–	–	10	14	25
	Resistive	–	–	–	–	30	43	70
5 Million Operations	Inductive	10	14	19	21	–	–	–
	Resistive	35	82	160	200	–	–	–

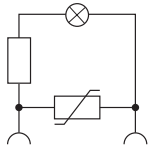
## Dimensions shown in Inches (mm)



\*Rail at less than 0.6" does not allow enough room for mounting clips and may cause air leaks.

## Suppressor and LED Indicators for PS1E

Mount between Solenoid Valve and the Interface Module



Circuit Diagram



PS1E1620●

Characteristics	Voltage	Part Number	Weight	
			lb	kg
Indication by LED  Sold in Lots of 5	24 VDC and 50/60 Hz	P8V-CR26C	.022	0.010
	48 VDC and 50/60 Hz	P8V-CR26D	.022	0.010
	115 V / 50 Hz 120 V / 60 Hz	P8V-CR24F	.028	0.012
	230 V / 50 Hz 240 V / 60 Hz	P8V-CR24J	.028	0.012

## Marking Accessories

To be used in place of Write-On Marking Tabs



AB1-G●

Clip-On Marker Strips	Part Number
Strip of 10 Identical Numerals (State the Number required)	AB1-R●
Strip of 10 Identical Letters (State the Letter required)	AB1-G●
Strip of 10 - Signs*	AB1-R13

\*Sold in Lots of 25 Strips of 10 Markers

**B**

## Spare Parts

Description	Part Number
<b>1 lot of 100 O-ring Seals</b> Between Modules (Pressure - Exhaust)	PPR-L12
<b>1 lot of 50 Seals</b> Between Modules 3/2 or 4/2 and Coil PS1-E23 - 25 Seals (Type A) for Modules 3/2 and 4/2 Bistable - 25 Seals (Type B) for Modules 4/2 Monostable and Bistable	PPR-L13



# Safety Guide For Selecting And Using Pneumatic Division Products And Related Accessories

## WARNING:

**FAILURE OR IMPROPER SELECTION OR IMPROPER USE OF PNEUMATIC DIVISION PRODUCTS, ASSEMBLIES OR RELATED ITEMS (“PRODUCTS”) CAN CAUSE DEATH, PERSONAL INJURY, AND PROPERTY DAMAGE. POSSIBLE CONSEQUENCES OF FAILURE OR IMPROPER SELECTION OR IMPROPER USE OF THESE PRODUCTS INCLUDE BUT ARE NOT LIMITED TO:**

- Unintended or mistimed cycling or motion of machine members or failure to cycle
  - Work pieces or component parts being thrown off at high speeds.
  - Failure of a device to function properly for example, failure to clamp or unclamp an associated item or device.
  - Explosion
  - Suddenly moving or falling objects.
  - Release of toxic or otherwise injurious liquids or gasses.
- Before selecting or using any of these Products, it is important that you read and follow the instructions below.

## 1. GENERAL INSTRUCTIONS

- 1.1. Scope:** This safety guide is designed to cover general guidelines on the installation, use, and maintenance of Pneumatic Division Valves, FRLs (Filters, Pressure Regulators, and Lubricators), Vacuum products and related accessory components.
- 1.2. Fail-Safe:** Valves, FRLs, Vacuum products and their related components can and do fail without warning for many reasons. Design all systems and equipment in a fail-safe mode, so that failure of associated valves, FRLs or Vacuum products will not endanger persons or property.
- 1.3. Relevant International Standards:** For a good guide to the application of a broad spectrum of pneumatic fluid power devices see: ISO 4414:1998, Pneumatic Fluid Power – General Rules Relating to Systems. See [www.iso.org](http://www.iso.org) for ordering information.
- 1.4. Distribution:** Provide a copy of this safety guide to each person that is responsible for selection, installation, or use of Valves, FRLs or Vacuum products. Do not select, or use Parker valves, FRLs or vacuum products without thoroughly reading and understanding this safety guide as well as the specific Parker publications for the products considered or selected.
- 1.5. User Responsibility:** Due to the wide variety of operating conditions and applications for valves, FRLs, and vacuum products Parker and its distributors do not represent or warrant that any particular valve, FRL or vacuum product is suitable for any specific end use system. This safety guide does not analyze all technical parameters that must be considered in selecting a product. The user, through its own analysis and testing, is solely responsible for:
  - Making the final selection of the appropriate valve, FRL, Vacuum component, or accessory.
  - Assuring that all user's performance, endurance, maintenance, safety, and warning requirements are met and that the application presents no health or safety hazards.
  - Complying with all existing warning labels and / or providing all appropriate health and safety warnings on the equipment on which the valves, FRLs or Vacuum products are used; and,
  - Assuring compliance with all applicable government and industry standards.
- 1.6. Safety Devices:** Safety devices should not be removed, or defeated.
- 1.7. Warning Labels:** Warning labels should not be removed, painted over or otherwise obscured.
- 1.8. Additional Questions:** Call the appropriate Parker technical service department if you have any questions or require any additional information. See the Parker publication for the product being considered or used, or call 1-800-CPARKER, or go to [www.parker.com](http://www.parker.com), for telephone numbers of the appropriate technical service department.

## 2. PRODUCT SELECTION INSTRUCTIONS

- 2.1. Flow Rate:** The flow rate requirements of a system are frequently the primary consideration when designing any pneumatic system. System components need to be able to provide adequate flow and pressure for the desired application.
- 2.2. Pressure Rating:** Never exceed the rated pressure of a product. Consult product labeling, Pneumatic Division catalogs or the instruction sheets supplied for maximum pressure ratings.
- 2.3. Temperature Rating:** Never exceed the temperature rating of a product. Excessive heat can shorten the life expectancy of a product and result in complete product failure.
- 2.4. Environment:** Many environmental conditions can affect the integrity and suitability of a product for a given application. Pneumatic Division products are designed for use in general purpose industrial applications. If these products are to be used in unusual circumstances such as direct sunlight and/or corrosive or caustic environments, such use can shorten the useful life and lead to premature failure of a product.
- 2.5. Lubrication and Compressor Carryover:** Some modern synthetic oils can and will attack nitrile seals. If there is any possibility of synthetic oils or greases migrating into the pneumatic components check for compatibility with the seal materials used. Consult the factory or product literature for materials of construction.
- 2.6. Polycarbonate Bowls and Sight Glasses:** To avoid potential polycarbonate bowl failures:
  - Do not locate polycarbonate bowls or sight glasses in areas where they could be subject to direct sunlight, impact blow, or temperatures outside of the rated range.
  - Do not expose or clean polycarbonate bowls with detergents, chlorinated hydro-carbons, ketones, esters or certain alcohols.
  - Do not use polycarbonate bowls or sight glasses in air systems where compressors are lubricated with fire resistant fluids such as phosphate ester and di-ester lubricants.

## Safety Guide

- 2.7. Chemical Compatibility:** For more information on plastic component chemical compatibility see Pneumatic Division technical bulletins Tec-3, Tec-4, and Tec-5
- 2.8. Product Rupture:** Product rupture can cause death, serious personal injury, and property damage.
- Do not connect pressure regulators or other Pneumatic Division products to bottled gas cylinders.
  - Do not exceed the maximum primary pressure rating of any pressure regulator or any system component.
  - Consult product labeling or product literature for pressure rating limitations.

### 3. PRODUCT ASSEMBLY AND INSTALLATION INSTRUCTIONS

- 3.1. Component Inspection:** Prior to assembly or installation a careful examination of the valves, FRLs or vacuum products must be performed. All components must be checked for correct style, size, and catalog number. DO NOT use any component that displays any signs of nonconformance.
- 3.2. Installation Instructions:** Parker published Installation Instructions must be followed for installation of Parker valves, FRLs and vacuum components. These instructions are provided with every Parker valve or FRL sold, or by calling 1-800-CPARKER, or at [www.parker.com](http://www.parker.com).
- 3.3. Air Supply:** The air supply or control medium supplied to Valves, FRLs and Vacuum components must be moisture-free if ambient temperature can drop below freezing

### 4. VALVE AND FRL MAINTENANCE AND REPLACEMENT INSTRUCTIONS

- 4.1. Maintenance:** Even with proper selection and installation, valve, FRL and vacuum products service life may be significantly reduced without a continuing maintenance program. The severity of the application, risk potential from a component failure, and experience with any known failures in the application or in similar applications should determine the frequency of inspections and the servicing or replacement of Pneumatic Division products so that products are replaced before any failure occurs. A maintenance program must be established and followed by the user and, at minimum, must include instructions 4.2 through 4.10.
- 4.2. Installation and Service Instructions:** Before attempting to service or replace any worn or damaged parts consult the appropriate Service Bulletin for the valve or FRL in question for the appropriate practices to service the unit in question. These Service and Installation Instructions are provided with every Parker valve and FRL sold, or are available by calling 1-800-CPARKER, or by accessing the Parker web site at [www.parker.com](http://www.parker.com).
- 4.3. Lockout / Tagout Procedures:** Be sure to follow all required lockout and tagout procedures when servicing equipment. For more information see: OSHA Standard – 29 CFR, Part 1910.147, Appendix A, The Control of Hazardous Energy – (Lockout / Tagout)
- 4.4. Visual Inspection:** Any of the following conditions requires immediate system shut down and replacement of worn or damaged components:
- Air leakage: Look and listen to see if there are any signs of visual damage to any of the components in the system. Leakage is an indication of worn or damaged components.
  - Damaged or degraded components: Look to see if there are any visible signs of wear or component degradation.
  - Kinked, crushed, or damaged hoses. Kinked hoses can result in restricted air flow and lead to unpredictable system behavior.
  - Any observed improper system or component function: Immediately shut down the system and correct malfunction.
  - Excessive dirt build-up: Dirt and clutter can mask potentially hazardous situations.

**Caution: Leak detection solutions should be rinsed off after use.**

- 4.5. Routine Maintenance Issues:**
- Remove excessive dirt, grime and clutter from work areas.
  - Make sure all required guards and shields are in place.
- 4.6. Functional Test:** Before initiating automatic operation, operate the system manually to make sure all required functions operate properly and safely.
- 4.7. Service or Replacement Intervals:** It is the user's responsibility to establish appropriate service intervals. Valves, FRLs and vacuum products contain components that age, harden, wear, and otherwise deteriorate over time. Environmental conditions can significantly accelerate this process. Valves, FRLs and vacuum components need to be serviced or replaced on routine intervals. Service intervals need to be established based on:
- Previous performance experiences.
  - Government and / or industrial standards.
  - When failures could result in unacceptable down time, equipment damage or personal injury risk.
- 4.8. Servicing or Replacing of any Worn or Damaged Parts:** To avoid unpredictable system behavior that can cause death, personal injury and property damage:
- Follow all government, state and local safety and servicing practices prior to service including but not limited to all OSHA Lockout Tagout procedures (OSHA Standard – 29 CFR, Part 1910.147, Appendix A, The Control of Hazardous Energy – Lockout / Tagout).
  - Disconnect electrical supply (when necessary) before installation, servicing, or conversion.
  - Disconnect air supply and depressurize all air lines connected to system and Pneumatic Division products before installation, service, or conversion.
  - Installation, servicing, and / or conversion of these products must be performed by knowledgeable personnel who understand how pneumatic products are to be applied.
  - After installation, servicing, or conversions air and electrical supplies (when necessary) should be connected and the product tested for proper function and leakage. If audible leakage is present, or if the product does not operate properly, do not put product or system into use.
  - Warnings and specifications on the product should not be covered or painted over. If masking is not possible, contact your local representative for replacement labels.
- 4.9. Putting Serviced System Back into Operation:** Follow the guidelines above and all relevant Installation and Maintenance Instructions supplied with the valve FRL or vacuum component to insure proper function of the system.

**PARKER-HANNIFIN CORPORATION**  
**OFFER OF SALE**

1. **Definitions.** As used herein, the following terms have the meanings indicated.

Buyer:	means any customer receiving a Quote for Products from Seller.
Goods:	means any tangible part, system or component to be supplied by the Seller.
Products:	means the Goods, Services and/or Software as described in a Quote provided by the Seller.
Quote:	means the offer or proposal made by Seller to Buyer for the supply of Products.
Seller:	means Parker-Hannifin Corporation, including all divisions and businesses thereof.
Services:	means any services to be supplied by the Seller.
Software:	means any software related to the Products, whether embedded or separately downloaded.
Terms:	means the terms and conditions of this Offer of Sale or any newer version of the same as published by Seller electronically at <a href="http://www.parker.com/saleterms">www.parker.com/saleterms</a> .

2. **Terms.** All sales of Products by Seller are contingent upon, and will be governed by, these Terms and, these Terms are incorporated into any Quote provided by Seller to any Buyer. Buyer's order for any Products whether communicated to Seller verbally, in writing, by electronic data interface or other electronic commerce, shall constitute acceptance of these Terms. Seller objects to any contrary or additional terms or conditions of Buyer. Reference in Seller's order acknowledgement to Buyer's purchase order or purchase order number shall in no way constitute an acceptance of any of Buyer's terms of purchase. No modification to these Terms will be binding on Seller unless agreed to in writing and signed by an authorized representative of Seller.

3. **Price; Payment.** The Products set forth in Seller's Quote are offered for sale at the prices indicated in Seller's Quote. Unless otherwise specifically stated in Seller's Quote, prices are valid for thirty (30) days and do not include any sales, use, or other taxes or duties. Seller reserves the right to modify prices at any time to adjust for any raw material price fluctuations. Unless otherwise specified by Seller, all prices are F.C.A. Seller's facility (INCOTERMS 2010). All sales are contingent upon credit approval and payment for all purchases is due thirty (30) days from the date of invoice (or such date as may be specified in the Quote). Unpaid invoices beyond the specified payment date incur interest at the rate of 1.5% per month or the maximum allowable rate under applicable law.

4. **Shipment; Delivery; Title and Risk of Loss.** All delivery dates are approximate. Seller is not responsible for damages resulting from any delay. Regardless of the manner of shipment, delivery occurs and title and risk of loss or damage pass to Buyer, upon placement of the Products with the shipment carrier at Seller's facility. Unless otherwise agreed, Seller may exercise its judgment in choosing the carrier and means of delivery. No deferment of shipment at Buyers' request beyond the respective indicated shipping date will be made except on terms that will indemnify, defend and hold Seller harmless against all loss and additional expense. Buyer shall be responsible for any additional shipping charges incurred by Seller due to Buyer's acts or omissions.

5. **Warranty.** The warranty related to the Products is as follows: (i) Goods are warranted against defects in material or workmanship for a period of twelve (12) months from the date of delivery or 2,000 hours of use, whichever occurs first; (ii) Services shall be performed in accordance with generally accepted practices and using the degree of care and skill that is ordinarily exercised and customary in the field to which the Services pertain and are warranted for a period of six (6) months from the completion of the Services by Seller; and (iii) Software is only warranted to perform in accordance with applicable specifications provided by Seller to Buyer for ninety (90) days from the date of delivery or, when downloaded by a Buyer or end-user, from the date of the initial download. All prices are based upon the exclusive limited warranty stated above, and upon the following disclaimer:

**DISCLAIMER OF WARRANTY: THIS WARRANTY IS THE SOLE AND ENTIRE WARRANTY PERTAINING TO PRODUCTS. SELLER DISCLAIMS ALL OTHER WARRANTIES, EXPRESS AND IMPLIED, INCLUDING DESIGN, NON-INFRINGEMENT, MERCHANTABILITY, AND FITNESS FOR A PARTICULAR PURPOSE. SELLER DOES NOT WARRANT THAT THE SOFTWARE IS ERROR-FREE OR FAULT-TOLERANT, OR THAT BUYER'S USE THEREOF WILL BE SECURE OR UNINTERRUPTED. BUYER AGREES AND ACKNOWLEDGES THAT UNLESS OTHERWISE AUTHORIZED IN WRITING BY SELLER THE SOFTWARE SHALL NOT BE USED IN CONNECTION WITH HAZARDOUS OR HIGH RISK ACTIVITIES OR ENVIRONMENTS. EXCEPT AS EXPRESSLY STATED HEREIN, ALL PRODUCTS ARE PROVIDED "AS IS".**

6. **Claims; Commencement of Actions.** Buyer shall promptly inspect all Products upon receipt. No claims for shortages will be allowed unless reported to the Seller within ten (10) days of delivery. Buyer shall notify Seller of any alleged breach of warranty within thirty (30) days after the date the non-conformance is or should have been discovered by Buyer. Any claim or action against Seller based upon breach of contract or any other theory, including tort, negligence, or otherwise must be commenced within twelve (12) months from the date of the alleged breach or other alleged event, without regard to the date of discovery.

7. **LIMITATION OF LIABILITY.** IN THE EVENT OF A BREACH OF WARRANTY, SELLER WILL, AT ITS OPTION, REPAIR OR REPLACE THE NON-CONFORMING PRODUCT, RE-PERFORM THE SERVICES, OR REFUND THE PURCHASE PRICE PAID WITHIN A REASONABLE PERIOD OF TIME. IN NO EVENT IS SELLER LIABLE FOR ANY SPECIAL, INDIRECT, INCIDENTAL OR CONSEQUENTIAL DAMAGES ARISING OUT OF, OR AS THE RESULT OF, THE SALE, DELIVERY, NON-DELIVERY, SERVICING, NON-COMPLETION OF SERVICES, USE, LOSS OF USE OF, OR INABILITY TO USE THE PRODUCTS OR ANY PART THEREOF, LOSS OF DATA, IDENTITY, PRIVACY, OR CONFIDENTIALITY, OR FOR ANY CHARGES OR EXPENSES OF ANY NATURE INCURRED WITHOUT SELLER'S WRITTEN CONSENT, WHETHER BASED IN CONTRACT, TORT OR OTHER LEGAL THEORY. IN NO EVENT SHALL SELLER'S LIABILITY UNDER ANY CLAIM MADE BY BUYER EXCEED THE PURCHASE PRICE PAID FOR THE PRODUCTS.

8. **Loss to Buyer's Property.** Any designs, tools, patterns, materials, drawings, confidential information or equipment furnished by Buyer or any other items which are or become Buyer's property, will be considered obsolete and may be destroyed by Seller after two (2) consecutive years have elapsed without Buyer ordering the Products manufactured using such property. Seller shall not be responsible for any loss or damage to such property while it is in Seller's possession or control.

9. **Special Tooling.** Special Tooling includes but is not limited to tooling, jigs, fixtures and associated manufacturing equipment acquired or necessary to manufacture Products. A tooling charge may be imposed for any Special Tooling. Such Special Tooling shall be and remain Seller's property notwithstanding payment of any charges by Buyer. In no event will Buyer acquire any interest in Special Tooling belonging to Seller that is utilized in the manufacture of the Products, even if such Special Tooling has been specially converted or adapted for such manufacture and notwithstanding any charges paid by Buyer. Unless otherwise agreed, Seller has the right to alter, discard or otherwise dispose of any Special Tooling or other property in its sole discretion at any time.

10. **Security Interest.** To secure payment of all sums due, Seller retains a security interest in all Products delivered to Buyer and, Buyer's acceptance of these Terms is deemed to be a Security Agreement under the Uniform Commercial Code. Buyer authorizes Seller as its attorney to execute and file on Buyer's behalf all documents Seller deems necessary to perfect its security interest.

11. **User Responsibility.** The Buyer through its own analysis and testing, is solely responsible for making the final selection of the Products and assuring that all performance, endurance, maintenance, safety and warning requirements of the application of the Products are met. The Buyer must analyze all aspects of the application and follow applicable industry standards, specifications, and other technical information provided with the Product. If Seller provides Product options based upon data or specifications provided by the Buyer, the Buyer is responsible for determining that such data and specifications are suitable and sufficient for all applications and reasonably foreseeable uses of the Products. In the event the Buyer is not the end-user, Buyer will ensure such end-user complies with this paragraph.

12. **Use of Products; Indemnity by Buyer.** Buyer shall comply with all instructions, guides and specifications provided by Seller with the Products. **Unauthorized Uses.** If Buyer uses or resells the Products for any uses prohibited in Seller's instructions, guides or specifications, or Buyer otherwise fails to comply with Seller's instructions, guides and specifications, Buyer acknowledges that any such use, resale, or non-compliance is at Buyer's sole risk. Buyer shall indemnify, defend, and hold Seller harmless from any losses, claims, liabilities, damages, lawsuits, judgments and costs (including attorney fees and defense costs), whether for personal injury, property damage, intellectual property infringement or any other claim, brought by or incurred by Buyer, Buyer's employees, or any other person, arising out of: (a) improper selection, application, design, specification or other misuse of Products provided by Seller; (b) any act or omission, negligent or otherwise, of Buyer; (c) Seller's use of patterns, tooling, equipment, plans, drawings, designs or specifications or other information or things furnished by Buyer; (d) damage to the Products from an external cause, repair or attempted repair by anyone other than Seller, failure to follow instructions, guides and specifications provided by Seller, use with goods not provided by Seller, or opening, modifying, deconstructing or tampering with the Products for any reason; or (e) Buyer's failure to comply with these Terms. Seller shall not indemnify Buyer under any circumstance except as otherwise provided in these Terms.

13. **Cancellations and Changes.** Buyer may not cancel or modify any order for any reason, except with Seller's written consent and upon terms that will indemnify, defend and hold Seller harmless against all direct, incidental and consequential loss or damage. Seller, at any time, may change Product features, specifications, designs and availability.

14. **Limitation on Assignment.** Buyer may not assign its rights or obligations without the prior written consent of Seller.

15. **Force Majeure.** Seller does not assume the risk and is not liable for delay or failure to perform any of Seller's obligations by reason of events or circumstances beyond its reasonable control ("Events of Force Majeure"). Events of Force Majeure shall include without limitation: accidents, strikes or labor disputes, acts of any government or government agency, acts of nature, delays or failures in delivery from carriers or suppliers, shortages of materials, or any other cause beyond Seller's reasonable control.

16. **Waiver and Severability.** Failure to enforce any provision of these Terms will not invalidate that provision; nor will any such failure prejudice Seller's right to enforce that provision in the future. Invalidation of any provision of these Terms by legislation or other rule of law shall not invalidate any other provision herein and, the remaining provisions will remain in full force and effect.

17. **Termination.** Seller may terminate any agreement governed by or arising from these Terms for any reason and at any time by giving Buyer thirty (30) days prior written notice. Seller may immediately terminate, in writing, if Buyer: (a) breaches any provision of these Terms (b) appoints a trustee, receiver or custodian for all or any part of Buyer's property (c) files a petition for relief in bankruptcy on its own behalf, or one filed by a third party (d) makes an assignment for the benefit of creditors; or (e) dissolves its business or liquidates all or a majority of its assets.

18. **Ownership of Software.** Seller retains ownership of all Software supplied to Buyer hereunder. In no event shall Buyer obtain any greater right in and to the Software than a right in the nature of a license limited to the use thereof and subject to compliance with any other terms provided with the Software.

19. **Indemnity for Infringement of Intellectual Property Rights.** Seller is not liable for infringement of any patents, trademarks, copyrights, trade dress, trade secrets or similar rights ("Intellectual Property Rights") except as provided in this Section. Seller will defend at its expense and will pay the cost of any settlement or damages awarded in an action brought against Buyer based on a third party claim that one or more of the Products sold hereunder infringes the Intellectual Property Rights of a third party in the country of delivery of the Products by the Seller to the Buyer. Seller's obligation to defend and indemnify Buyer is contingent on Buyer notifying Seller within ten (10) days after Buyer becomes aware of any such claim, and Seller having sole control over the defense of the claim including all negotiations for settlement or compromise. If one or more Products sold hereunder is subject to such a claim, Seller may, at its sole expense and option, procure for Buyer the right to continue using the Products, replace or modify the Products so as to render them non-infringing, or offer to accept return of the Products and refund the purchase price less a reasonable allowance for depreciation. Seller has no obligation or liability for any claim of infringement: (i) arising from information provided by Buyer; or (ii) directed to any Products provided hereunder for which the designs are specified in whole or part by Buyer; or (iii) resulting from the modification, combination or use in a system of any Products provided hereunder. The foregoing provisions of this Section constitute Seller's sole and exclusive liability and Buyer's sole and exclusive remedy for such claims of infringement of Intellectual Property Rights.

20. **Governing Law.** These Terms and the sale and delivery of all Products are deemed to have taken place in, and shall be governed and construed in accordance with, the laws of the State of Ohio, as applicable to contracts executed and wholly performed therein and without regard to conflicts of laws principles. Buyer irrevocably agrees and consents to the exclusive jurisdiction and venue of the courts of Cuyahoga County, Ohio with respect to any dispute, controversy or claim arising out of or relating to the sale and delivery of the Products.

21. **Entire Agreement.** These Terms, along with the terms set forth in the main body of any Quote, forms the entire agreement between the Buyer and Seller and constitutes the final, complete and exclusive expression of the terms of sale. In the event of a conflict between any term set forth in the main body of a Quote and these Terms, the terms set forth in the main body of the Quote shall prevail. All prior or contemporaneous written or oral agreements or negotiations with respect to the subject matter shall have no effect. These Terms may not be modified unless in writing and signed by an authorized representative of Seller.

22. **Compliance with Laws.** Buyer agrees to comply with all applicable laws, regulations, and industry and professional standards, including those of the United States of America, and the country or countries in which Buyer may operate, including without limitation the U.S. Foreign Corrupt Practices Act ("FCPA"), the U.S. Anti-Kickback Act ("Anti-Kickback Act"), U.S. and E.U. export control and sanctions laws ("Export Laws"), the U.S. Food Drug and Cosmetic Act ("FDCA"), and the rules and regulations promulgated by the U.S. Food and Drug Administration ("FDA"), each as currently amended. Buyer agrees to indemnify, defend, and hold harmless Seller from the consequences of any violation of such laws, regulations and standards by Buyer, its employees or agents. Buyer acknowledges that it is familiar with all applicable provisions of the FCPA, the Anti-Kickback Act, Export Laws, the FDCA and the FDA and certifies that Buyer will adhere to the requirements thereof and not take any action that would make Seller violate such requirements. Buyer represents and agrees that Buyer will not make any payment or give anything of value, directly or indirectly, to any governmental official, foreign political party or official thereof, candidate for foreign political office, or commercial entity or person, for any improper purpose, including the purpose of influencing such person to purchase Products or otherwise benefit the business of Seller. Buyer further represents and agrees that it will not receive, use, service, transfer or ship any Product from Seller in a manner or for a purpose that violates Export Laws or would cause Seller to be in violation of Export Laws.